

Ashley Norton
ARCHITECTURAL HARDWARE



SOLID BRASS COLLECTION
APRIL 2025



Ashley Norton

FINISHES 4

ORDERING GUIDE 5

WARRANTY 7

LEVERS 9

KNOBS 11

MODERN LEVERSETS . . . 12

 Luxe Modern Leversets / 12

 Designer Modern Leversets / 14

 Classic Modern Leversets / 18

AMERICAN LEVERSETS . . 20

 Signature American Leversets / 21

 Designer American Leversets / 22

 Classic American Leversets / 24

DESIGNER KNOBSETS . . . 26

DEADBOLTS 30

ENTRANCE HARDWARE . . 32

 Mortise Sets / 32

 Tubular Sets / 34

MULTIPOINT HARDWARE . 36

SPECIALTY HARDWARE . . 43

 Door Stops / 43

 Solid Brass Hinges / 44

 Pocket Door Hardware / 45

 Edge Pull and Flush Pulls / 48

RETURNS POLICY 54

TERMS AND CONDITIONS. 55



STOCKED FINISHES




Satin Nickel (4)



Flat Black (BK)



Dark Oil Rubbed (8)
(Living Finish)



Polished Chrome (9)



Polished Nickel (4B)
(Living Finish)



Satin Brass (3S)

SPECIAL FINISHES



Unlacquered Brass (3U)
(Living Finish)



Polished Brass (3)



Burnished Brass (BB)

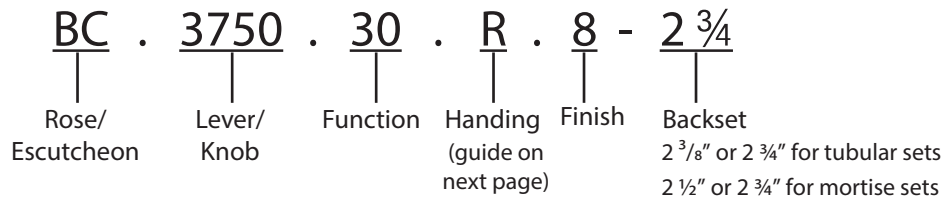


Ashley Norton brass products are available in multiple finishes. Dark Oil Rubbed (8), Polished Nickel (4B) and Unlacquered Brass (3U) are dynamic. These “living finishes” will take on unique hues as age, climate and touch work their charm, creating an ever changing patina.

FINISH	ASHLEY	US	BHMA
Flat Black	BK	19	622
Dark Oil Rubbed	8	10B	613
Satin Nickel	4	15	619
Polished Nickel	4B	14	618
Polished Chrome	9	26	625
Polished Brass	3	3	605
Satin Brass	3S	4	606
Burnished Brass	BB	-	-
Unlacquered Brass	3U	3NL	-

PRODUCT CODE CONSTRUCTION

Most combinations of lever/knob, rose/escutcheon and finish may be combined to create a unique piece for each project. Knobs may not be combined with our RE, AN or TA concealed roses, or with multipoint trim.



Our interior handlesets are supplied as standard with fasteners for 1 3/8" - 1 3/4" doors^(a) and a full lipped strike. If your application is for a thicker door or requires a T Strike, please specify at the time of ordering. Exterior handlesets and deadbolts are supplied as standard with fasteners for 1 3/4" door. Further details in table below.

The function codes relevant to specific roses/escutcheons are provided on product detail pages throughout this price book. Handing is not required for passage and privacy sets with our RE, AN and TA concealed screw roses, or our SQ and SE escutcheons unless a split finish is specified.

	Standard	Option
Please call to verify suitability for any doors thicker than 2 1/2"		
Tubular Passage / Privacy Sets		
Door thickness	1 3/8" - 1 3/4" (a)	Up to: 3" (passage); 2 1/2" (privacy)
Backset	2 3/8"	2 3/4"
Strike	Full Lipped Strike	T Strike
Deadbolts		
Door thickness	1 3/4"	Up to: 3" (standard); 2 1/4" (double-keyed)
Backset	2 3/8"	2 3/4"
Tubular Entrysets		
Door thickness	1 3/4"	Up to 3" - see footnote (b) below
Backset	2 3/8"	2 3/4"
Strike	Full Lipped Strike	T Strike
Mortise Entrysets		
Door thickness	1 3/4"	Up to 3"
Backset	2 1/2"	2 3/4"
Strike	Mortise strike	Mortise strike
Multipoint Trim		
Door thickness	1 3/4"	Up to 2 1/4" (inquire if thicker)
Strike	Not included	Not included

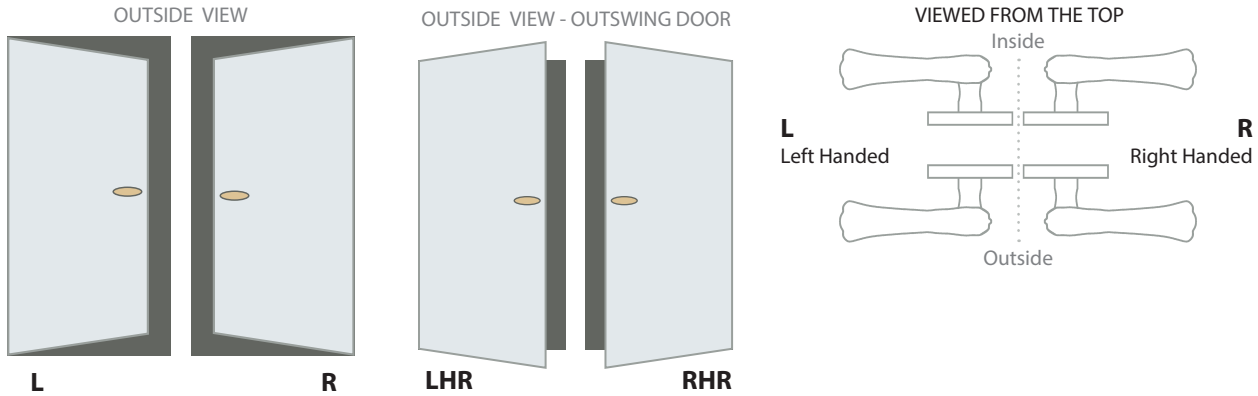
(a) Flat plates (FS and FR roses) require a minimum 1 3/4" door thickness

(b) Max. thickness for double keyed entryset is 2 1/4"
Max. thickness for tubular gripset is 2 1/2"

HANDING GUIDE

Door handing is always determined from outside of the room or home. The side of the door that the hinges are on determines the handing of the door. For mortise sets, we need to know the swing direction of the door. Most doors swing in, but if the door swings outwards, designate this as reverse swing.

- L** = Left Hand
- R** = Right Hand
- LHR** = Left Hand Reverse (needed for mortise sets only)
- RHR** = Right Hand Reverse (needed for mortise sets only)



MORTISE LOCK OPTIONS



ANSI F12 Entry Accurate 9148B Lock

- Latch bolt by key outside and lever either side unless outside lever is locked by toggle action stop
- Deadbolt by key outside and turn piece inside
- Turning inside lever retracts latch and deadbolt simultaneously, **outside lever remains locked until manually unlocked by toggle**



ANSI F13 Dormitory Accurate 9124B Lock

- Latch bolt by lever either side
- Deadbolt by key outside and turn piece inside
- A turn of inside lever retracts latch and deadbolt simultaneously, **automatically unlocking outside lever**

Residential Warranty

Ashley Norton Inc. extends a 10 year mechanism warranty to the original residential purchaser, providing the product has been installed in strict accordance with our installation instructions. The only obligation of Ashley Norton Inc. will be to repair or replace the defective product or parts upon presentation, together with proof of purchase dated within the warranty period. We assume no liability for any labor charges regarding the removal or reinstallation of the products; nor will we cover any freight, postage, or handling expense. This warranty does not cover damage caused by accident, misuse, abuse, tampering, extreme climatic conditions, improper installation or products used in commercial applications.

Finish Warranty - Internal Use

When used internally, Ashley Norton Inc. extends warranties as indicated below to the original residential purchaser and limited to the location where the product was originally installed. The finish warranty does not cover scratches, abuse, mis-use, accident, external use, or where the product has been used in a commercial application.

DOOR HARDWARE FINISH CODE	FINISH NAME	WARRANTY (INTERIOR USE ONLY)
BK	Flat Black	10 years
8	Dark Oil Rubbed	No warranty
4	Satin Nickel	10 years
4B	Polished Nickel	No warranty
9	Polished Chrome	10 years
3	Polished Brass	10 years
3S	Satin Brass	10 years
BB	Burnished Brass	10 years
3U	Unlacquered Brass	No warranty

Our Dark Oil Rubbed (8) finish is 'living finish' and may lighten, highlight, oxidize or rub off in places due to frequency of use; therefore, such events do not constitute a defect. Our Polished Nickel (4B) and Unlacquered Brass (3U) finishes are not lacquered and may tarnish due to environmental exposure. Thus Ashley Norton Inc., cannot guarantee our Dark Oil Rubbed (8), Polished Nickel (4B) or Unlacquered Brass (3U) finishes and therefore, Ashley Norton Inc. will not have any obligation to repair or replace such finishes under this warranty.

Finish Warranty - External Use

Lacquered finishes will deteriorate when exposed to the atmosphere, particularly salt air, direct sunlight and pollution. Plated finishes will endure these conditions longer than lacquered finishes, however even these will not remain unaffected by the environment. Our Dark Oil Rubbed is a living finish and will age naturally. Ashley Norton cannot guarantee finishes where used externally.

Exclusion of Incidental and Consequential Damages

In no event shall Ashley Norton be liable for any incidental or consequential damages arising from the sale or use of our products. We assume no liability for any labor charges regarding the removal or reinstallation of the products; nor will we cover any freight, postage, or handling expense related to the product. The only obligation upon Ashley Norton Inc. will be to repair or replace the defective product or parts upon presentation, together with proof of purchase dated within the warranty period.



Ashley Norton

MODERN LEVERSETS

LUXE

DESIGNER

CLASSIC

ROSE



Knurled Bauhaus (1255)



Knurled Phoenix (2385)



Knurled Fountain⁽¹⁾ (2395)



Reeded Fountain⁽¹⁾ (2398)



Reeded Bauhaus (1258)



Hammered Bauhaus (1253)



Meridian (3100)



Bauhaus (1250)



Atlas (3750)



Milan (6420)



Apollo (4500)



Claros (1970)



Phoenix (2380)



Fountain⁽¹⁾ (2390)



Lugano (6225)



Noah (3640)



Lena (2352)



Lucas (1940)



Bauhaus Miter (2270)



Mason (4545)



Alexis (3890)



Challenger (6000)



Everest (7100)



Centaur (3490)




RE
2 1/2" x 2 1/2"



AN
2 3/8" Dia.



BC
2 1/2" x 2 1/2"




BA
2 1/2" Dia.



UB
3 3/8" x 2 1/2"



FS
2 1/2" x 2 1/2"



FR
2 1/2" Dia.



BL
2 1/2" x 2 1/2"



BR
2 1/2" Dia.

⁽¹⁾ Fountain levers may not be combined with AN rose

AMERICAN LEVERSETS

SIGNATURE



Colonial (4900)



Alessa (8300)



Grace (4940)

DESIGNER



Churchill (5000)



Chesterfield (1700)



Hampton (4000)

CLASSIC



Chiltern (1600)



Chester (2000)

ROSE AND PLATE




RE
2 1/2" x 2 1/2"



AN
2 3/8" Dia.



TA
2 3/8" Dia.



BA
2 1/2" Dia.



BL
2 1/2" x 2 1/2"



BR
2 1/2" Dia.



BT
2 1/2" Dia.



SQ
5" x 2 1/2"



SE
11" x 2 1/2"



SR
7" x 2 1/2"

KNOBSETS



Helios (8800)



Newport (9900)



Richmond (9880)



Windsor (9000)



Carlisle (6600)




Owen (5490)



Knurled Helios (8805)




FS
2 1/2" x 2 1/2"



FR
2 1/2" Dia.



BC
2 1/2" x 2 1/2"



BA
2 1/2" Dia.



BL
2 1/2" x 2 1/2"



BR
2 1/2" Dia.



BT
2 1/2" Dia.



UB
3 3/8" x 2 1/2"



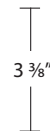
SQ
5" x 2 1/2"



SR
7" x 2 1/2"



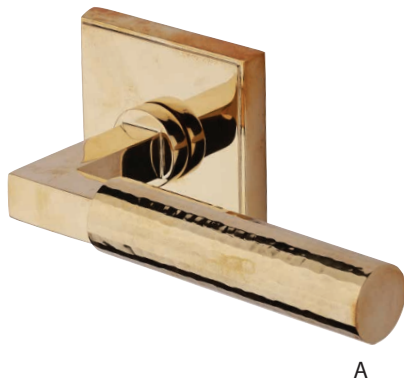
SE
11" x 2 1/2"




DESIGNER

ROSE AND PLATE


LUXE MODERN LEVERSETS




A




B



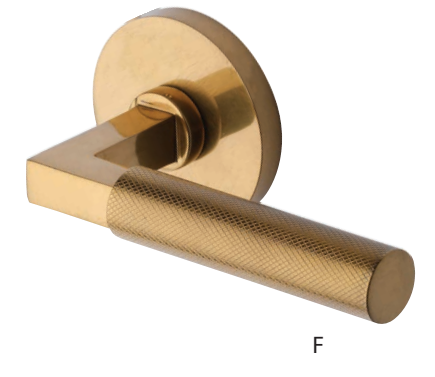
C



D



E



F



**A. Hammered Bauhaus Lever (1253)
with BL rose**

in Unlacquered Brass (3U)

**B. Knurled Fountain Lever (2395)
with RE rose**

in Satin Nickel (4)

**C. Knurled Phoenix Lever (2385)
with FS rose**

in Flat Black (BK)

**D. Reeded Bauhaus Lever (1258)
with BC rose**

in Satin Nickel (4)










**E. Reeded Fountain Lever (2398)
with RE rose**

in Dark Oil Rubbed (8)

**F. Knurled Bauhaus Lever (1255)
with BA rose**

in Burnished Brass (BB)

LUXE MODERN LEVERSETS

Rose	Lever	Function	Code	Stocked Finish	Made to order Finishes*	Price
BA Rose (Exposed)  BC Rose (Exposed) 	Hammered Bauhaus (1253) Knurled Bauhaus (1255) Knurled Phoenix (2385) Knurled Fountain (2395) Reeded Bauhaus (1258) Reeded Fountain (2398)	Tubular Passage	30	Satin Nickel (4) Flat Black (BK) Dark Oil Rubbed (8) Polished Chrome (9) Polished Nickel (4B) Satin Brass (3S)	Polished Brass (3) Burnished Brass (BB) Unlacquered Brass (3U)	\$290.00
		Tubular Privacy	20			\$290.00
		Single Dummy	40			\$145.00
		Full Dummy	42			\$290.00
RE Rose (Concealed)  Handing not required for passage and privacy sets	Hammered Bauhaus (1253) Knurled Bauhaus (1255) Knurled Phoenix (2385) Knurled Fountain (2395) Reeded Bauhaus (1258) Reeded Fountain (2398)	Tubular Passage	30	Satin Nickel (4) Flat Black (BK) Dark Oil Rubbed (8) Polished Chrome (9) Polished Nickel (4B) Satin Brass (3S)	Polished Brass (3) Burnished Brass (BB) Unlacquered Brass (3U)	\$334.00
		Tubular Privacy	20			\$334.00
		Single Dummy	40			\$167.00
		Full Dummy	42			\$334.00
AN Rose (Concealed)  Handing not required for passage and privacy sets	Hammered Bauhaus (1253) Knurled Bauhaus (1255) Knurled Phoenix (2385) Reeded Bauhaus (1258)	Tubular Passage	30	Satin Nickel (4) Dark Oil Rubbed (8) Polished Chrome (9) Satin Brass (3S) Polished Nickel (4B) Flat Black (BK)	Polished Brass (3) Burnished Brass (BB) Unlacquered Brass (3U)	\$334.00
		Tubular Privacy	20			\$334.00
		Single Dummy	40			\$167.00
		Full Dummy	42			\$334.00
UB Plate (Exposed)  Handing not required for passage and privacy sets	Hammered Bauhaus (1253) Knurled Bauhaus (1255) Knurled Phoenix (2385) Knurled Fountain (2395) Reeded Bauhaus (1258) Reeded Fountain (2398)	Tubular Passage	30	Satin Nickel (4) Flat Black (BK) Dark Oil Rubbed (8) Polished Chrome (9) Polished Nickel (4B) Satin Brass (3S)	Polished Brass (3) Burnished Brass (BB) Unlacquered Brass (3U)	\$290.00
		Tubular Privacy	20			\$290.00
		Single Dummy	40			\$145.00
FS Rose ⁽¹⁾ (Exposed)  FR Rose ⁽¹⁾ (Exposed) 	Hammered Bauhaus (1253) Knurled Bauhaus (1255) Knurled Phoenix (2385) Knurled Fountain (2395) Reeded Bauhaus (1258) Reeded Fountain (2398)	Tubular Passage	30	Satin Nickel (4) Flat Black (BK) Dark Oil Rubbed (8) Polished Chrome (9) Polished Nickel (4B) Satin Brass (3S)	Polished Brass (3) Burnished Brass (BB) Unlacquered Brass (3U)	\$334.00
		Tubular Privacy	20			\$334.00
		Single Dummy	40			\$167.00
		Full Dummy	42			\$334.00
BL Rose (Exposed)  BR Rose (Exposed) 	Hammered Bauhaus (1253) Knurled Bauhaus (1255) Knurled Phoenix (2385) Knurled Fountain (2395) Reeded Bauhaus (1258) Reeded Fountain (2398)	Tubular Passage	30	Satin Nickel (4) Flat Black (BK) Dark Oil Rubbed (8) Polished Chrome (9) Polished Nickel (4B) Satin Brass (3S)	Polished Brass (3) Burnished Brass (BB) Unlacquered Brass (3U)	\$290.00
		Tubular Privacy	20			\$290.00
		Single Dummy	40			\$145.00
		Full Dummy	42			\$290.00

(1) Minimum 1 3/4" door thickness required for FS and FR roses.

(*) Made to order finishes are not returnable



**Knurled Bauhaus
(1255)**



**Knurled Fountain
(2395)**



**Knurled Phoenix
(2385)**



**Reeded Bauhaus
(1258)**



**Reeded Fountain
(2398)**



**Hammered Bauhaus
(1253)**

DESIGNER MODERN LEVERSETS



Mason Lever (4545)
with AN rose



Atlas Lever (3750)
with BA rose



Apollo Lever (4500)
with UB rose



Phoenix Lever (2380)
with FS rose



Milan Lever (6420)
with AN rose

DESIGNER MODERN LEVERSETS



Fountain Lever (2390)
with BA rose




Lucas Lever (1940)
with BC rose



Lugano Lever (6225)
with BA rose



Bauhaus Lever (1250)
with RE rose



Apollo Lever (4500)
with BC rose



DESIGNER MODERN LEVERSETS




Noah Lever (3640)
with BA rose



Lena Lever (2352)
with BC rose



Claros Lever (1970)
with BA rose



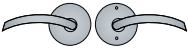





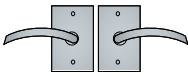

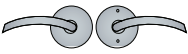
Meridian Lever (3100)
with RE rose



Bauhaus Miter Lever (2270)
with AN rose



DESIGNER MODERN LEVERSETS

Rose	Lever	Function	Code	Stocked Finish	Made to order Finishes*	Price
BA Rose (Exposed)  BC Rose (Exposed)  BL Rose (Exposed)  BR Rose (Exposed) 	Meridian (3100) Apollo (4500) Atlas (3750)	Tubular Passage	30	Satin Nickel (4) Flat Black (BK) Dark Oil Rubbed (8) Polished Chrome (9) Polished Nickel (4B) Satin Brass (3S)	Polished Brass (3) Burnished Brass (BB) Unlacquered Brass (3U)	\$246.00
		Tubular Privacy	20			\$246.00
		Single Dummy	40			\$123.00
		Full Dummy	42			\$246.00
RE Rose (Concealed)  AN Rose (Concealed)  Handing not required for passage and privacy sets	Milan (6420) Bauhaus (1250) Lugano (6225) Claros (1970) Phoenix (2380) Fountain (2390) ⁽¹⁾ Lena (2352) Noah (3640)	Tubular Passage	30	Satin Nickel (4) Flat Black (BK) Dark Oil Rubbed (8) Polished Chrome (9) Polished Nickel (4B) Satin Brass (3S)	Polished Brass (3) Burnished Brass (BB) Unlacquered Brass (3U)	\$298.00
		Tubular Privacy	20			\$298.00
		Single Dummy	40			\$149.00
UB Plate (Exposed)  Handing not required for passage and privacy sets	Lucas (1940) Mason (4545) Bauhaus Mitre (2270)	Tubular Passage	30	Satin Nickel (4) Flat Black (BK) Dark Oil Rubbed (8) Polished Chrome (9) Polished Nickel (4B) Satin Brass (3S)	Polished Brass (3) Burnished Brass (BB) Unlacquered Brass (3U)	\$246.00
		Tubular Privacy	20			\$246.00
		Single Dummy	40			\$123.00
		Full Dummy	42			\$246.00
FS Rose ⁽²⁾ (Exposed)  FR Rose ⁽²⁾ (Exposed) 		Tubular Passage	30	Satin Nickel (4) Flat Black (BK) Dark Oil Rubbed (8) Polished Chrome (9) Polished Nickel (4B) Satin Brass (3S)	Polished Brass (3) Burnished Brass (BB) Unlacquered Brass (3U)	\$298.00
		Tubular Privacy	20			\$298.00
		Single Dummy	40			\$149.00
		Full Dummy	42			\$298.00

(1) Fountain lever may not be combined with AN rose.

(2) Minimum 1 3/4" door thickness required for FR and FS roses.

(*) Made to order finishes are not returnable.



Lugano (6225)



Claros (1970)



Phoenix (2380)



Fountain (2390)



Meridian (3100)



Bauhaus (1250)



Atlas (3750)



Milan (6420)



Apollo (4500)



Lena (2352)



Noah (3640)



Lucas (1940)



Mason (4545)



Bauhaus Miter (2270)

CLASSIC MODERN LEVERSETS



A



B



C



D



E



**A. Alexis Lever (3890)
with AN rose**
in Polished Chrome (9)

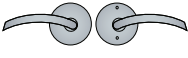

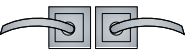

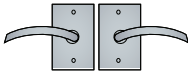

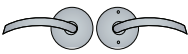
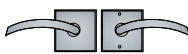

**B. Challenger Lever (6000)
with AN rose**
in Satin Nickel (4)

**C. Everest Lever (7100)
with AN rose**
in Dark Oil Rubbed (8)

**D. Alexis Lever (3890)
with RE rose**
in Satin Nickel (4)

**E. Centaur Lever (3490)
with AN rose**
in Satin Brass (3S)

CLASSIC MODERN LEVERSETS

Rose	Lever	Function	Code	Stocked Finish	Made to order Finishes*	Price
BA Rose (Exposed)  BC Rose (Exposed) 	Alexis (3890) Challenger (6000) Everest (7100) Centaur (3490)	Tubular Passage	30	Satin Nickel (4) Flat Black (BK) Dark Oil Rubbed (8) Polished Chrome (9) Polished Nickel (4B) Satin Brass (3S)	Polished Brass (3) Burnished Brass (BB) Unlacquered Brass (3U)	\$196.00
		Tubular Privacy	20			\$196.00
		Single Dummy	40			\$98.00
		Full Dummy	42			\$196.00
RE Rose (Concealed)  Handing not required for passage and privacy sets	Alexis (3890) Challenger (6000) Everest (7100) Centaur (3490)	Tubular Passage	30	Satin Nickel (4) Flat Black (BK) Dark Oil Rubbed (8) Polished Chrome (9) Polished Nickel (4B) Satin Brass (3S)	Polished Brass (3) Burnished Brass (BB) Unlacquered Brass (3U)	\$248.00
		Tubular Privacy	20			\$248.00
		Single Dummy	40			\$124.00
		Full Dummy	42			\$248.00
AN Rose (Concealed)  Handing not required for passage and privacy sets	Alexis (3890) Challenger (6000) Everest (7100) Centaur (3490)	Tubular Passage	30	Satin Nickel (4) Flat Black (BK) Dark Oil Rubbed (8) Polished Chrome (9) Polished Nickel (4B) Satin Brass (3S)	Polished Brass (3) Burnished Brass (BB) Unlacquered Brass (3U)	\$248.00
		Tubular Privacy	20			\$248.00
		Single Dummy	40			\$124.00
		Full Dummy	42			\$248.00
UB Plate (Exposed)  Handing not required for passage and privacy sets	Alexis (3890) Challenger (6000) Everest (7100) Centaur (3490)	Tubular Passage	30	Satin Nickel (4) Flat Black (BK) Dark Oil Rubbed (8) Polished Chrome (9) Polished Nickel (4B) Satin Brass (3S)	Polished Brass (3) Burnished Brass (BB) Unlacquered Brass (3U)	\$196.00
		Tubular Privacy	20			\$196.00
		Single Dummy	40			\$98.00
FS Rose⁽¹⁾ (Exposed)  FR Rose⁽¹⁾ (Exposed) 	Alexis (3890) Challenger (6000) Everest (7100) Centaur (3490)	Tubular Passage	30	Satin Nickel (4) Flat Black (BK) Dark Oil Rubbed (8) Polished Chrome (9) Polished Nickel (4B) Satin Brass (3S)	Polished Brass (3) Burnished Brass (BB) Unlacquered Brass (3U)	\$248.00
		Tubular Privacy	20			\$248.00
		Single Dummy	40			\$124.00
		Full Dummy	42			\$248.00
BL Rose (Exposed)  BR Rose (Exposed) 	Alexis (3890) Challenger (6000) Everest (7100) Centaur (3490)	Tubular Passage	30	Satin Nickel (4) Flat Black (BK) Dark Oil Rubbed (8) Polished Chrome (9) Polished Nickel (4B) Satin Brass (3S)	Polished Brass (3) Burnished Brass (BB) Unlacquered Brass (3U)	\$196.00
		Tubular Privacy	20			\$196.00
		Single Dummy	40			\$98.00
		Full Dummy	42			\$196.00

(1) Minimum 1 3/4" door thickness required for FR and FS roses.

(*) Made to order finishes are not returnable.



Alexis (3890)



Challenger (6000)



Everest (7100)



Centaur (3490)

SIGNATURE AMERICAN LEVERSETS



A



B



C



D



E



F



**A. Alessa Lever (8300)
with AN rose
in Polished Nickel (4B)**

**B. Grace Lever (4940)
with AN rose
in Flat Black (BK)**












**C. Colonial Lever (4900)
with BR rose
in Burnished Brass (BB)**

**D. Colonial Lever (4900)
with BL rose
in Polished Nickel (4B)**

**E. Alessa Lever (8300)
with BL rose
in Burnished Brass (BB)**

**F. Alessa Lever (8300)
with RE rose
in Dark Oil Rubbed (8)**

SIGNATURE AMERICAN LEVERSETS

Rose	Lever	Function	Code	Stocked Finish	Made to order Finishes*	Price
BC Rose (Exposed)  BA Rose (Exposed)  BT Rose (Exposed)  BL Rose (Exposed)  BR Rose (Exposed) 	Colonial (4900) Alessa (8300) Grace (4940)	Tubular Passage	30	Satin Nickel (4) Flat Black (BK) Dark Oil Rubbed (8) Polished Chrome (9) Polished Nickel (4B) Satin Brass (3S)	Polished Brass (3) Burnished Brass (BB) Unlacquered Brass (3U)	\$290.00
		Tubular Privacy	20			\$290.00
		Single Dummy	40			\$145.00
		Full Dummy	42			\$290.00
RE Rose (Concealed)  TA Rose (Concealed)  AN Rose (Concealed) 	Colonial (4900) Alessa (8300) Grace (4940) Handing not required for passage and privacy sets	Tubular Passage	30	Satin Nickel (4) Flat Black (BK) Dark Oil Rubbed (8) Polished Chrome (9) Polished Nickel (4B) Satin Brass (3S)	Polished Brass (3) Burnished Brass (BB) Unlacquered Brass (3U)	\$334.00
		Tubular Privacy	20			\$334.00
		Single Dummy	40			\$167.00
		Full Dummy	42			\$334.00
SQ Plate (Exposed) 	Colonial (4900) Alessa (8300) Grace (4940) Handing not required for passage and privacy sets	Tubular Passage	30	Satin Nickel (4) Flat Black (BK) Dark Oil Rubbed (8) Polished Chrome (9) Polished Nickel (4B) Satin Brass (3S)	Polished Brass (3) Burnished Brass (BB) Unlacquered Brass (3U)	\$334.00
		Tubular Privacy	20			\$334.00
		Single Dummy	40			\$167.00
SE Plate (Exposed) 	Colonial (4900) Alessa (8300) Grace (4940) Handing not required for passage and privacy sets	Tubular Passage	30	The SE plate is made to order in all finishes	Satin Nickel (4) Flat Black (BK) Dark Oil Rubbed (8) Polished Chrome (9) Polished Nickel (4B) Satin Brass (3S) Polished Brass (3) Burnished Brass (BB) Unlacquered Brass (3U)	\$388.00
		Tubular Privacy	20			\$388.00
		Single Dummy	40			\$194.00
SR Plate (Exposed) 	Colonial (4900) Alessa (8300) Grace (4940) Handing not required for passage and privacy sets	Tubular Passage	30	The SR plate is made to order in all finishes	Satin Nickel (4) Flat Black (BK) Dark Oil Rubbed (8) Polished Chrome (9) Polished Nickel (4B) Satin Brass (3S) Polished Brass (3) Burnished Brass (BB) Unlacquered Brass (3U)	\$368.00
		Tubular Privacy	20			\$368.00
		Single Dummy	40			\$184.00

(*) Made to order finishes are not returnable.



Colonial (4900)



Alessa (8300)



Grace (4940)

DESIGNER AMERICAN LEVERSETS



A



B



C



D



E



F



**A. Churchill Lever (5000)
with TA rose**
in Dark Oil Rubbed (8)

**B. Hampton Lever (4000)
with AN rose**
in Satin Nickel (4)








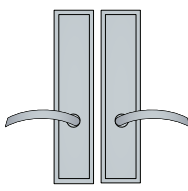
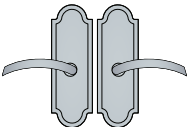
**C. Churchill Lever (5000)
with TA rose**
in Burnished Brass (BB)

**D. Hampton Lever (4000)
with BT rose**
in Burnished Brass (BB)

**E. Chesterfield Lever (1700)
with TA rose**
in Polished Brass (3)

**F. Hampton Lever (4000)
with AN rose**
in Dark Oil Rubbed (8)

DESIGNER AMERICAN LEVERSETS

Rose	Lever	Function	Code	Stocked Finish	Made to order Finishes*	Price
BA Rose (Exposed)  BT Rose (Exposed) 	Churchill (5000) Chesterfield (1700) Hampton (4000)	Tubular Passage	30	Satin Nickel (4) Flat Black (BK) Dark Oil Rubbed (8) Polished Chrome (9) Polished Nickel (4B) Satin Brass (3S)	Polished Brass (3) Burnished Brass (BB) Unlacquered Brass (3U)	\$246.00
		Tubular Privacy	20			\$246.00
		Single Dummy	40			\$123.00
		Full Dummy	42			\$246.00
TA Rose (Concealed)  AN Rose (Concealed) 	Churchill (5000) Chesterfield (1700) Hampton (4000)	Tubular Passage	30	Satin Nickel (4) Flat Black (BK) Dark Oil Rubbed (8) Polished Chrome (9) Polished Nickel (4B) Satin Brass (3S)	Polished Brass (3) Burnished Brass (BB) Unlacquered Brass (3U)	\$298.00
		Tubular Privacy	20			\$298.00
		Single Dummy	40			\$149.00
		Full Dummy	42			\$298.00
BL Rose (Exposed)  BR Rose (Exposed) 	Churchill (5000) Chesterfield (1700) Hampton (4000)	Tubular Passage	30	Satin Nickel (4) Flat Black (BK) Dark Oil Rubbed (8) Polished Chrome (9) Polished Nickel (4B) Satin Brass (3S)	Polished Brass (3) Burnished Brass (BB) Unlacquered Brass (3U)	\$246.00
		Tubular Privacy	20			\$246.00
		Single Dummy	40			\$123.00
		Full Dummy	42			\$246.00
SQ Plate (Exposed) 	Churchill (5000) Chesterfield (1700) Hampton (4000)	Tubular Passage	30	Satin Nickel (4) Flat Black (BK) Dark Oil Rubbed (8) Polished Chrome (9) Polished Nickel (4B) Satin Brass (3S)	Polished Brass (3) Burnished Brass (BB) Unlacquered Brass (3U)	\$298.00
		Tubular Privacy	20			\$298.00
		Single Dummy	40			\$149.00
SE Plate (Exposed) 	Churchill (5000) Chesterfield (1700) Hampton (4000)	Tubular Passage	30	The SE plate is made to order in all finishes	Satin Nickel (4) Flat Black (BK) Dark Oil Rubbed (8) Polished Chrome (9) Polished Nickel (4B) Satin Brass (3S) Polished Brass (3) Burnished Brass (BB) Unlacquered Brass (3U)	\$352.00
		Tubular Privacy	20			\$352.00
		Single Dummy	40			\$176.00
SR Plate (Exposed) 	Churchill (5000) Chesterfield (1700) Hampton (4000)	Tubular Passage	30	The SR plate is made to order in all finishes	Satin Nickel (4) Flat Black (BK) Dark Oil Rubbed (8) Polished Chrome (9) Polished Nickel (4B) Satin Brass (3S) Polished Brass (3) Burnished Brass (BB) Unlacquered Brass (3U)	\$332.00
		Tubular Privacy	20			\$332.00
		Single Dummy	40			\$166.00

(*) Made to order finishes are not returnable.



Churchill (5000)



Chesterfield (1700)



Hampton (4000)

CLASSIC AMERICAN LEVERSETS



A



B



C








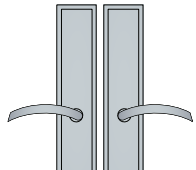
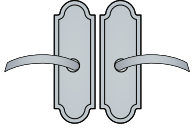


D



- A. Chester Lever (2000)
with BR rose**
in Dark Oil Rubbed (8)
- B. Chiltern Lever (1600)
with TA rose**
in Polished Brass (3)
- C. Chiltern Lever (1600)
with BT rose**
in Polished Chrome (9)
- D. Chester Lever (2000)
with BT rose**
in Dark Oil Rubbed (8)

CLASSIC AMERICAN LEVERSETS

Rose	Lever	Function	Code	Stocked Finish	Made to order Finishes*	Price
BA Rose (Exposed)  BT Rose (Exposed) 	Chester (2000) Chiltern (1600)	Tubular Passage	30	Satin Nickel (4) Flat Black (BK) Dark Oil Rubbed (8) Polished Chrome (9) Polished Nickel (4B) Satin Brass (3S)	Polished Brass (3) Burnished Brass (BB) Unlacquered Brass (3U)	\$196.00
		Tubular Privacy	20			\$196.00
		Single Dummy	40			\$98.00
		Full Dummy	42			\$196.00
TA Rose (Concealed)  AN Rose (Concealed) 	Chester (2000) Chiltern (1600) Handing not required for passage and privacy sets	Tubular Passage	30	Satin Nickel (4) Flat Black (BK) Dark Oil Rubbed (8) Polished Chrome (9) Polished Nickel (4B) Satin Brass (3S)	Polished Brass (3) Burnished Brass (BB) Unlacquered Brass (3U)	\$248.00
		Tubular Privacy	20			\$248.00
		Single Dummy	40			\$124.00
		Full Dummy	42			\$248.00
BL Rose (Exposed)  BR Rose (Exposed) 	Chester (2000) Chiltern (1600)	Tubular Passage	30	Satin Nickel (4) Flat Black (BK) Dark Oil Rubbed (8) Polished Chrome (9) Polished Nickel (4B) Satin Brass (3S)	Polished Brass (3) Burnished Brass (BB) Unlacquered Brass (3U)	\$196.00
		Tubular Privacy	20			\$196.00
		Single Dummy	40			\$98.00
		Full Dummy	42			\$196.00
SQ Plate (Exposed) 	Chester (2000) Chiltern (1600) Handing not required for passage and privacy sets	Tubular Passage	30	Satin Nickel (4) Flat Black (BK) Dark Oil Rubbed (8) Polished Chrome (9) Polished Nickel (4B) Satin Brass (3S)	Polished Brass (3) Burnished Brass (BB) Unlacquered Brass (3U)	\$248.00
		Tubular Privacy	20			\$248.00
		Single Dummy	40			\$124.00
SE Plate (Exposed) 	Chester (2000) Chiltern (1600) Handing not required for passage and privacy sets	Tubular Passage	30	The SE plate is made to order in all finishes	Satin Nickel (4) Flat Black (BK) Dark Oil Rubbed (8) Polished Chrome (9) Polished Nickel (4B) Satin Brass (3S) Polished Brass (3) Burnished Brass (BB) Unlacquered Brass (3U)	\$302.00
		Tubular Privacy	20			\$302.00
		Single Dummy	40			\$151.00
SR Plate (Exposed) 	Chester (2000) Chiltern (1600) Handing not required for passage and privacy sets	Tubular Passage	30	The SR plate is made to order in all finishes	Satin Nickel (4) Flat Black (BK) Dark Oil Rubbed (8) Polished Chrome (9) Polished Nickel (4B) Satin Brass (3S) Polished Brass (3) Burnished Brass (BB) Unlacquered Brass (3U)	\$282.00
		Tubular Privacy	20			\$282.00
		Single Dummy	40			\$141.00

(*) Made to order finishes are not returnable.



Chiltern (1600)



Chester (2000)

DESIGNER KNOBSETS



A



B



C



D




DESIGNER KNOBSETS




E

- A. **Helios Knob (8800)**
with **FR Rose**
in Dark Oil Rubbed (8)
- B. **Newport Knob (9900)**
with **BR Rose**
in Polished Chrome (9)
- C. **Richmond Knob (9880)**
with **BT rose**
in Polished Nickel (4B)
- D. **Carlisle Knob (6600)**
with **FR Rose**
in Dark Oil Rubbed (8)
- E. **Windsor Knob (9000)**
with **SQ Plate**
in Satin Nickel (4)

DESIGNER KNOBSETS




A



B



C



D



E

**A. Owen Knob (5490)
with BL Rose**
in Burnished Brass (BB)

**B. Knurled Helios Knob (8805)
with BA Rose**
in Flat Black (BK)


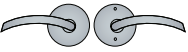







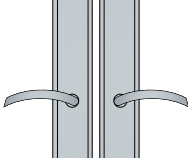
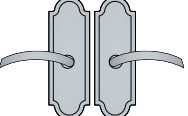
**C. Knurled Helios Knob (8805)
with UB Plate**
in Polished Chrome (9)

**D. Knurled Helios Knob (8805)
with BC Rose**
in Satin Brass (3S)

**E. Owen Knob (5490)
with BL Rose**
in Satin Nickel (4)



DESIGNER KNOBSETS

Rose	Knob	Function	Code	Stocked Finish	Made to order Finishes*	Price
BC Rose (Exposed)  BA Rose (Exposed)  BT Rose (Exposed)  BL Rose (Exposed)  BR Rose (Exposed) 	Windsor (9000) Carlisle (6600) Newport (9900) Richmond (9880) Helios (8800) Owen (5490) Knurled Helios (8805)	Tubular Passage	30	Satin Nickel (4) Flat Black (BK) Dark Oil Rubbed (8) Polished Chrome (9) Polished Nickel (4B) Satin Brass (3S)	Polished Brass (3) Burnished Brass (BB) Unlacquered Brass (3U)	\$246.00
		Tubular Privacy	20			\$246.00
		Single Dummy	40			\$123.00
		Full Dummy	42			\$246.00
FS Rose⁽¹⁾ (Exposed)  FR Rose⁽¹⁾ (Exposed) 		Tubular Passage	30	Satin Nickel (4) Flat Black (BK) Dark Oil Rubbed (8) Polished Chrome (9) Polished Nickel (4B) Satin Brass (3S)	Polished Brass (3) Burnished Brass (BB) Unlacquered Brass (3U)	\$298.00
		Tubular Privacy	20			\$298.00
		Single Dummy	40			\$149.00
		Full Dummy	42			\$298.00
UB Plate (Exposed) 		Tubular Passage	30	Satin Nickel (4) Flat Black (BK) Dark Oil Rubbed (8) Polished Chrome (9) Polished Nickel (4B) Satin Brass (3S)	Polished Brass (3) Burnished Brass (BB) Unlacquered Brass (3U)	\$246.00
		Tubular Privacy	20			\$246.00
		Single Dummy	40			\$123.00
SQ Plate (Exposed) 		Tubular Passage	30	Satin Nickel (4) Flat Black (BK) Dark Oil Rubbed (8) Polished Chrome (9) Polished Nickel (4B) Satin Brass (3S)	Polished Brass (3) Burnished Brass (BB) Unlacquered Brass (3U)	\$298.00
		Tubular Privacy	20			\$298.00
		Single Dummy	40			\$149.00
SE Plate (Exposed) 	Tubular Passage	30	The SE plate is made to order in all finishes	Satin Nickel (4) Flat Black (BK) Dark Oil Rubbed (8) Polished Chrome (9) Polished Nickel (4B) Satin Brass (3S) Polished Brass (3) Burnished Brass (BB) Unlacquered Brass (3U)	\$352.00	
	Tubular Privacy	20			\$352.00	
	Single Dummy	40			\$176.00	
SR Plate (Exposed) 	Tubular Passage	30	The SR plate is made to order in all finishes	Satin Nickel (4) Flat Black (BK) Dark Oil Rubbed (8) Polished Chrome (9) Polished Nickel (4B) Satin Brass (3S) Polished Brass (3) Burnished Brass (BB) Unlacquered Brass (3U)	\$332.00	
	Tubular Privacy	20			\$332.00	
	Single Dummy	40			\$166.00	

Maximum 2 1/2" door thickness for all knobsets. (1) Minimum 1 3/4" door thickness required for FR and FS roses.
 (*) Made to order finishes are not returnable.



Owen (5490)



Knurled Helios (8805)



Helios (8800)



Newport (9900)



Richmond (9880)



Windsor (9000)



Carlisle (6600)

DEADBOLTS

Deadbolt	Function	Stocked Finish	Made to order Finishes*	Price
City Square Deadbolt (no keycover) 2 1/2" x 2 1/2" 	DB4180 Single Keyed	Satin Nickel (4) Flat Black (BK) Dark Oil Rubbed (8) Polished Chrome (9) Polished Nickel (4B) Satin Brass (3S)	Polished Brass (3) Burnished Brass (BB) Unlacquered Brass (3U)	\$134.00
	DB4280 Double Keyed			\$145.00
	DB4770 Patio Deadbolt			\$134.00
City Square Deadbolt 2 1/2" x 2 1/2" 	DB4170 Single Keyed	Satin Nickel (4) Flat Black (BK) Dark Oil Rubbed (8) Polished Chrome (9) Polished Nickel (4B) Satin Brass (3S)	Polished Brass (3) Burnished Brass (BB) Unlacquered Brass (3U)	\$134.00
	DB4230 Double Keyed			\$145.00
	DB4770 Patio Deadbolt			\$134.00
Contemporary Round Deadbolt Diameter: 2 1/2" 	DB4110 Single Keyed	Satin Nickel (4) Flat Black (BK) Dark Oil Rubbed (8) Polished Chrome (9) Polished Nickel (4B) Satin Brass (3S)	Polished Brass (3) Burnished Brass (BB) Unlacquered Brass (3U)	\$134.00
	DB4200 Double Keyed			\$145.00
	DB4710 Patio Deadbolt			\$134.00
Traditional Deadbolt Diameter: 2 1/2" 	DB4190 Single Keyed	Satin Nickel (4) Flat Black (BK) Dark Oil Rubbed (8) Polished Chrome (9) Polished Nickel (4B) Satin Brass (3S)	Polished Brass (3) Burnished Brass (BB) Unlacquered Brass (3U)	\$134.00
	DB4290 Double Keyed			\$145.00
	DB4790 Patio Deadbolt			\$134.00
Rectangular Deadbolt 3" x 2 1/2" 	DB4150 Single Keyed	Satin Nickel (4) Flat Black (BK) Dark Oil Rubbed (8) Polished Chrome (9) Polished Nickel (4B) Satin Brass (3S)	Polished Brass (3) Burnished Brass (BB) Unlacquered Brass (3U)	\$176.00
	DB4250 Double Keyed			\$191.00
Arched Deadbolt 4" x 2 1/2" 	DB4165 Single Keyed	Made to order in all finishes	Satin Nickel (4) Flat Black (BK) Dark Oil Rubbed (8) Polished Chrome (9) Polished Nickel (4B) Satin Brass (3S) Polished Brass (3) Burnished Brass (BB) Unlacquered Brass (3U)	\$176.00
	DB4265 Double Keyed			\$191.00

Deadbolts suit standard door thickness of 1 3/4". Specify if thicker door: up to 3" for single-keyed deadbolts; 2 1/4" for double-keyed deadbolts. For 1 3/8" doors, or for use with a Level Bolt on a 1 3/4" door, a collar is required, see below.



(*) Made to order finishes are not returnable.

Collars for 1 3/8" doors and Level Bolt

If deadbolt is to be installed on a 1 3/8" door, or in conjunction with a Level Bolt on a 1 3/4" door, a collar is required.

Item	Compatible with	Price
DB4180-COLLAR	DB4180, DB4170, DB4130	\$46.00
DB4100-COLLAR	DB4110, DB4190, DB4100, DB4120	\$46.00

PRIVACY BOLTS

Privacy Bolt	Stocked Finish	Made to order Finishes*	Price
V4043 Privacy Bolt Diameter: 2 1/8" <div style="text-align: center;">  </div>	Satin Nickel (4) Flat Black (BK) Dark Oil Rubbed (8) Polished Chrome (9) Polished Nickel (4B) Satin Brass (3S)	Polished Brass (3) Burnished Brass (BB) Unlacquered Brass (3U)	\$94.00
RE4043 Privacy Bolt 2 1/8" x 2 1/8" <div style="text-align: center;">  </div>	Satin Nickel (4) Flat Black (BK) Dark Oil Rubbed (8) Polished Chrome (9) Polished Nickel (4B) Satin Brass (3S)	Polished Brass (3) Burnished Brass (BB) Unlacquered Brass (3U)	\$94.00

(* Made to order finishes are not returnable.



MORTISE ENTRY HANDLESETS



UBSGL Escutcheon
 Exterior: 17" x 2 1/2"
 Interior: 10" x 2 1/2"
 Shown with Meridian 3100 lever
 in Satin Nickel (4)



SQSGL Escutcheon
 Exterior: 18" x 3"
 Interior: 11" x 2 1/2"
 Shown with Apollo 4500 lever
 in Dark Oil Rubbed (8)

Escutcheon	Lever or Knob	Function	Code	Handing	Stocked Finish	Made to order Finishes*	Backset	Price
UBSGL	See pages 9 to 11 for lever and knob options	Mortise Entry ANSI F12 (1)	10	LH/RH LR/RR	Satin Nickel (4) Flat Black (BK) Dark Oil Rubbed (8) Polished Chrome (9) Polished Nickel (4B) Satin Brass (3S)	Polished Brass (3) Burnished Brass (BB) Unlacq. Brass (3U)	2 1/2"	\$1,240
		Dormitory ANSI F13 (2)	11				2 3/4"	\$1,240
		Full Dummy	42					\$860
SQSGL	See pages 9 to 11 for lever and knob options	Mortise Entry ANSI F12 (1)	10	LH/RH LR/RR	Satin Nickel (4) Flat Black (BK) Dark Oil Rubbed (8) Polished Chrome (9) Polished Nickel (4B) Satin Brass (3S)	Polished Brass (3) Burnished Brass (BB) Unlacq. Brass (3U)	2 1/2"	\$1,240
		Dormitory ANSI F13 (2)	11				2 3/4"	\$1,240
		Full Dummy	42					\$860

Minimum 1 3/4" door thickness, maximum 3" thickness. For doors 2 1/2" or thicker, a \$120 list upcharge applies.

Handing is required for all mortise entrysets. If doors swing out, this must be specified.

(1) With ANSI F12 entry lock, retracting deadbolt by using turnpiece or inside lever leaves thumbclatch locked, until toggle on side of lock is operated.


(2) With ANSI F13 dormitory lock, retracting deadbolt by using turnpiece or inside lever unlocks the outside thumbclatch.

(*) Made to order finishes are not returnable.

MORTISE ENTRY HANDLESETS



UBMOR Escutcheon
10" x 2 1/2"
Shown with Apollo 4500 lever
in Dark Oil Rubbed (8)



SQMOR Escutcheon
13" x 2 1/2"
Shown with Hampton 4000 lever
in Satin Brass (3S)

Commercial functions such as Storeroom, Classroom or Office quoted on request. Contact us to discuss requirements.

Escutcheon	Lever or Knob	Function	Code	Handing	Stocked Finish	Made to order Finishes*	Backset	Price
UBMOR	See pages 9 to 11 for lever and knob options	Mortise Entry ANSI F12 (1)	12	LH/RH LR/RR	Satin Nickel (4) Flat Black (BK) Dark Oil Rubbed (8) Polished Chrome (9) Polished Nickel (4B) Satin Brass (3S)	Polished Brass (3) Burnished Brass (BB) Unlacq. Brass (3U)	2 1/2"	\$1,050
		Dormitory ANSI F13 (2)	13				2 3/4"	\$1,050
		Full Dummy	22				\$670	
SQMOR	See pages 9 to 11 for lever and knob options	Mortise Entry ANSI F12 (1)	12	LH/RH LR/RR	SQMOR is made to order in all finishes	Satin Nickel (4) Flat Black (BK) Dark Oil Rubbed (8) Polished Chrome (9) Polished Nickel (4B) Satin Brass (3S) Polished Brass (3) Burnished Brass (BB) Unlacq. Brass (3U)	2 1/2"	\$1,050
		Dormitory ANSI F13 (2)	13				2 3/4"	\$1,050
		Full Dummy	22				\$670	

Minimum 1 3/4" door thickness, maximum 3" thickness. For doors 2 1/2" or thicker, a \$120 list upcharge applies.

Handing is required for all mortise entrysets. If doors swing out, this must be specified.

(1) With ANSI F12 entry lock, retracting deadbolt by using turnpiece or inside lever leaves outside lever locked, until toggle on side of lock is operated.

(2) With ANSI F13 dormitory lock, retracting deadbolt by using turnpiece or inside lever unlocks the outside lever.

(*) Made to order finishes are not returnable.

TUBULAR ENTRY HANDLESETS



UBTUB Escutcheon

Exterior: 17" x 2 1/2"

Interior: 10 1/2" x 2 1/2"

Shown with Helios 8800 knob
in Polished Chrome (9)



SQTUB Escutcheon

Exterior: 18" x 3"

Interior: 11" x 2 1/2"

Shown with Windsor 9000 knob
in Satin Nickel (4)

Escutcheon	Lever or Knob	Function	Code	Handing	Stocked Finish	Made to order Finishes*	Backset	Price
UBTUB	See pages 9 to 11 for lever and knob options	Tubular Entry	50	LH/RH	Satin Nickel (4) Flat Black (BK) Dark Oil Rubbed (8) Polished Chrome (9) Polished Nickel (4B) Satin Brass (3S)	Polished Brass (3) Burnished Brass (BB) Unlacq. Brass (3U)	2 3/8"	\$780.00
		Full Dummy	42				2 3/4"	\$780.00
SQTUB	See pages 9 to 11 for lever and knob options	Tubular Entry	50	LH/RH	Satin Nickel (4) Flat Black (BK) Dark Oil Rubbed (8) Polished Chrome (9) Polished Nickel (4B) Satin Brass (3S)	Polished Brass (3) Burnished Brass (BB) Unlacq. Brass (3U)	2 3/8"	\$780.00
		Full Dummy	42				2 3/4"	\$780.00

Minimum 1 3/4" door thickness, maximum 2 1/2" thickness.

Suitable for doors with standard 5 1/2" centers.

(*) Made to order finishes are not returnable.

TUBULAR ENTRY HANDLESETS



UBLES Escutcheon
10" x 2 1/2"
Shown with Atlas 3750 lever
in Dark Oil Rubbed (8)



SQLES Escutcheon
13" x 2 1/2"
Shown with Everest 7100 lever
in Dark Oil Rubbed (8)



SPLES Escutcheon
13" x 2 1/2"
Shown with Windsor 9000 knob
in Satin Brass (3S)

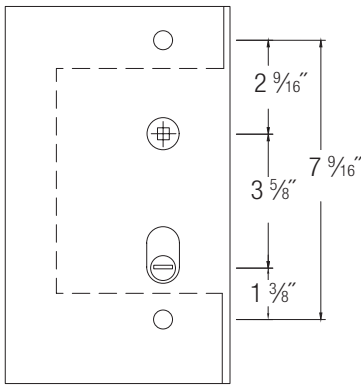
Escutcheon	Lever or Knob	Function	Code	Handing	Stocked Finish	Made to order Finishes*	Backset	Price
UBLES	See pages 9 to 11 for lever and knob options	Tubular Entry	50	LH/RH	Satin Nickel (4) Flat Black (BK) Dark Oil Rubbed (8) Polished Chrome (9) Polished Nickel (4B) Satin Brass (3S)	Polished Brass (3) Burnished Brass (BB) Unlacq. Brass (3U)	2 3/8"	\$515.00
		Double Entry	52				2 3/4"	\$555.00
		Full Dummy	42					\$515.00
SQLES	See pages 9 to 11 for lever and knob options	Tubular Entry	50	LH/RH	Satin Nickel (4) Flat Black (BK) Dark Oil Rubbed (8) Polished Chrome (9) Polished Nickel (4B) Satin Brass (3S)	Polished Brass (3) Burnished Brass (BB) Unlacq. Brass (3U)	2 3/8"	\$515.00
		Double Entry	52				2 3/4"	\$555.00
		Full Dummy	42					\$515.00
SPLES	See pages 9 to 11 for lever and knob options	Tubular Entry	50	LH/RH	SPLES is made to order in all finishes	Satin Nickel (4) Flat Black (BK) Dark Oil Rubbed (8) Polished Chrome (9) Polished Nickel (4B) Satin Brass (3S) Polished Brass (3) Burnished Brass (BB) Unlacquered Brass (3U)	2 3/8"	\$515.00
		Double Entry	52				2 3/4"	\$555.00
		Full Dummy	42					\$515.00

Minimum 1 3/4" door thickness. Maximum 3" for single keyed entry or patio; max 2 1/4" thickness for double keyed entry.

Suitable for doors with standard 5 1/2" centers.

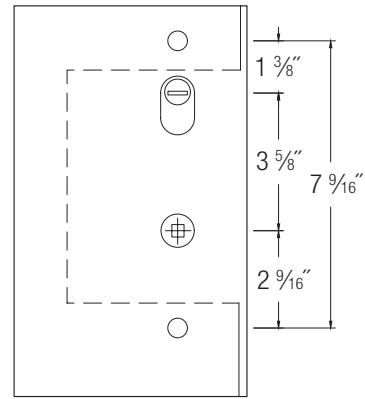
(*) Made to order finishes are not returnable.

MULTIPOINT CONFIGURATIONS



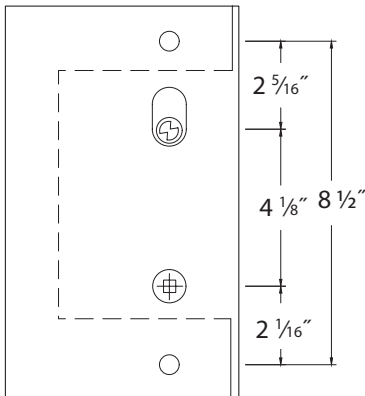
CONFIGURATION 1 - LEVER HIGH / AMERICAN CYLINDER

Lever-high American cylinder locks with 92mm CTC
 e.g. G-U locks, Lepage Millwork
 Not for Marvin Integrity doors
 Page 35



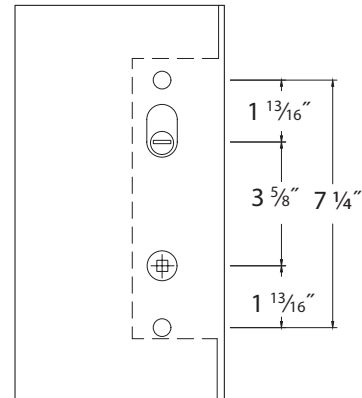
CONFIGURATION 2 - LEVER LOW / AMERICAN CYLINDER

Lever-low American cylinder locks with 92mm CTC
 e.g. G-U locks, Sierra Pacific Wisconsin Product (formerly Hurd), Biltbest
 Page 36



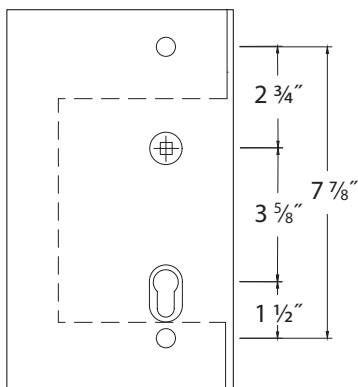
CONFIGURATION 3 - ANDERSEN LOCKS

Lever-low Andersen locks with 105mm CTC
 Page 37



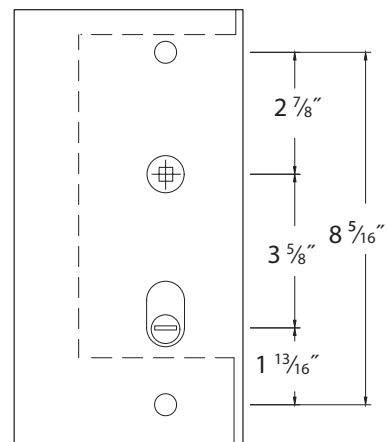
CONFIGURATION 4 - ASHLAND LOCKS

Lever-low Ashland locks with 92mm CTC
 e.g. Caradco, JELD-WEN⁽¹⁾, Marvin⁽²⁾, PGT and Weather Shield⁽¹⁾
 Page 38



CONFIGURATION 5 - EUROPROFILE CYLINDER

Lever-high Europrofile cylinder locks with 92mm CTC
 e.g. Hoppe locks, JELD-WEN⁽¹⁾, Kolbe, KfV, Lincoln, Loewen, Norco, Peachtree, Semco, Weather Shield⁽¹⁾, Sierra Pacific⁽³⁾, Windsor and Vetter
 Page 39



CONFIGURATION 6 - LEVER HIGH / AMERICAN CYLINDER

Lever-high American cylinder locks with 92mm CTC
 e.g. G-U locks, Milgard, Pella
 Page 40

(1) JELD-WEN and Weather Shield may use either Hoppe or Ashland locks.

(2) For true Marvin doors only, not suitable for Integrity.

(3) Sierra Pacific Wisconsin Product (formerly Hurd) uses G-U locks, see Configuration 2

MULTIPOINT HANDLESETS - CONFIGURATION 1

AMERICAN CYLINDER BELOW LEVER (92MM CTC)



UBLP4 Escutcheon
 10" x 1 3/4"
 Shown with Apollo 4500 lever
 in Polished Nickel (4B)



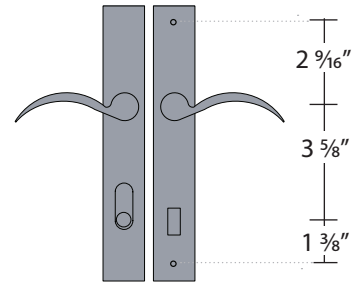
SQLP4 Escutcheon
 10" x 1 3/4"
 Shown with Hampton 4000 lever
 in Dark Oil Rubbed (8)

Configuration 1

Suitable for Lepage Millwork, lever high G-U locks, and other locks operated by American cylinder with 92mm CTC. For Pella and Milgard doors, see Configuration 6.

Doors require Patio (53) function on secondary panel of double doors where active multipoint hardware is present.

Door manufacturers listed for reference only and subject to change.



Escutcheon	Lever	Function	Code	Handing	Stocked Finish	Made to order Finishes*	Price
UBLP4	See pages 9 to 10 for lever options	Keyed Entry	55	LH/RH	Satin Nickel (4) Flat Black (BK) Dark Oil Rubbed (8) Polished Chrome (9)	Satin Brass (3S)	\$404.00
		Patio	53			Polished Brass (3) Polished Nickel (4B) Burnished Brass (BB) Unlacq. Brass (3U)	\$404.00
		Full Dummy	42				\$404.00
SQLP4	See pages 9 to 10 for lever options	Keyed Entry	55	LH/RH	SQLP4 is made to order in all finishes	Satin Nickel (4) Flat Black (BK) Dark Oil Rubbed (8) Polished Chrome (9) Polished Nickel (4B) Satin Brass (3S) Polished Brass (3) Burnished Brass (BB) Unlacquered Brass (3U)	\$404.00
		Patio	53				\$404.00
		Full Dummy	42				\$404.00

Screw to screw: 7 9/16"

(*) Made to order finishes are not returnable.

Ensure necessary opening/closing clearance when using any Fountain design lever. Distance from center of stem to end of lever overhang is 3/4".

MULTIPOINT HANDLESETS - CONFIGURATION 2

AMERICAN CYLINDER ABOVE LEVER (92MM CTC)



UBEG4 Escutcheon

10" x 1 3/4"

Shown with Apollo 4500 lever
in Satin Brass (3S)



SQEG4 Escutcheon

10" x 1 3/4"

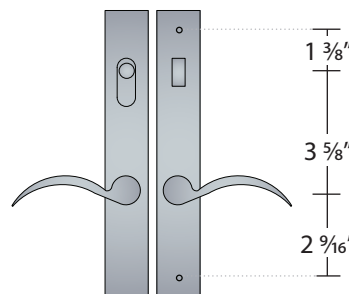
Shown with Hampton 4000 lever
in Dark Oil Rubbed (8)

Configuration 2

Suitable for Sierra Pacific Wisconsin Product (formerly Hurd), Biltbest and others utilizing G-U locks operated by American tailpiece with 92mm CTC.

Doors require Patio (53) function on secondary panel of double doors where active multipoint hardware is present.

Door manufacturers listed for reference only and subject to change.



Escutcheon	Lever	Function	Code	Handing	Stocked Finish	Made to order Finishes*	Price
UBEG4	See pages 9 to 10 for lever options	Keyed Entry	55	LH/RH	Satin Nickel (4) Flat Black (BK) Dark Oil Rubbed (8) Polished Chrome (9)	Satin Brass (3S)	\$404.00
		Patio	53			Polished Brass (3) Polished Nickel (4B) Burnished Brass (BB) Unlacq. Brass (3U)	\$404.00
		Full Dummy	47				\$404.00
SQEG4	See pages 9 to 10 for lever options	Keyed Entry	55	LH/RH		Satin Nickel (4) Flat Black (BK) Dark Oil Rubbed (8) Polished Chrome (9) Polished Nickel (4B) Satin Brass (3S) Polished Brass (3) Burnished Brass (BB) Unlacquered Brass (3U)	\$404.00
		Patio	53				\$404.00
		Full Dummy	47				\$404.00

Screw to screw: 7 9/16"

(*) Made to order finishes are not returnable.

Ensure necessary opening/closing clearance when using any Fountain design lever. Distance from center of stem to end of lever overhang is 3/4".

MULTIPOINT HANDLESETS - CONFIGURATION 3

ANDERSEN LOCKS (105 MM CTC)



UBAD4 Escutcheon
 10" x 1 3/4"
 Shown with Apollo 4500 lever
 in Polished Nickel (4B)



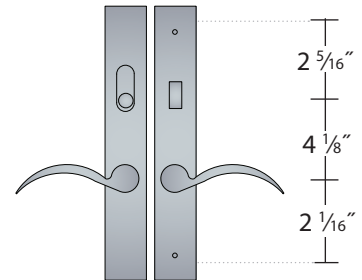
SQAD4 Escutcheon
 10" x 1 3/4"
 Shown with Colonial 4900 lever
 in Satin Brass (3S)

Configuration 3

Suitable for Andersen locks with 105mm CTC.

Andersen's double doors require a Passive (39) function on the secondary panel of double doors.

Door manufacturers listed for reference only and subject to change.



Escutcheon	Lever	Function	Code	Handing	Stocked Finish	Made to order Finishes*	Price
UBAD4	See pages 9 to 10 for lever options	Keyed Entry	55	LH/RH	Satin Nickel (4) Flat Black (BK) Dark Oil Rubbed (8) Polished Chrome (9) Polished Nickel (4B)	Satin Brass (3S)	\$404.00
		Patio	53			Burnished Brass (BB) Unlacq. Brass (3U)	\$404.00
		Passive	39				\$404.00
SQAD4	See pages 9 to 10 for lever options	Keyed Entry	55	LH/RH		Satin Nickel (4) Flat Black (BK) Dark Oil Rubbed (8) Polished Chrome (9) Polished Nickel (4B)	\$404.00
		Patio	53			Satin Brass (3S) Polished Brass (3) Burnished Brass (BB) Unlacquered Brass (3U)	\$404.00
		Passive	39				\$404.00

Screw to screw: 8 1/2"

(* Made to order finishes are not returnable.

Ensure necessary opening/closing clearance when using any Fountain design lever. Distance from center of stem to end of lever overhang is 3/4".

MULTIPOINT HANDLESETS - CONFIGURATION 4

HANDLESETS FOR ASHLAND LOCKS



UBMR4 Escutcheon

10" x 1 3/4"

Shown with Atlas 3750 lever
in Satin Nickel (4)



SQMR4 Escutcheon

10" x 1 7/8"

Shown with Chester 2000 lever
in Satin Nickel (4)



SPMR4 Escutcheon

11 1/2" x 1 7/8"

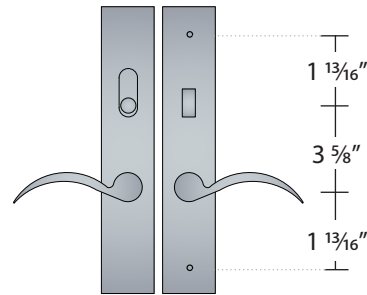
Shown with Churchill 5000 lever
in Dark Oil Rubbed (8)

Configuration 4

Suitable for Caradco, JELD-WEN⁽¹⁾, Marvin⁽²⁾, PGT and Weather Shield⁽¹⁾ doors, and other using Ashland multipoint locks.

Marvin and Weather Shield doors require Passive (39) function on secondary panel of double doors where active multipoint hardware is present.

Door manufacturers listed for reference only and subject to change.



Escutcheon	Lever	Function	Code	Handing	Stocked Finish	Made to order Finishes*	Price
UBMR4	See pages 9 to 10 for lever options	Keyed Entry	55	LH/RH	Satin Nickel (4) Flat Black (BK) Dark Oil Rubbed (8) Polished Chrome (9)	Satin Brass (3S)	\$404.00
		Patio	53			Polished Brass (3)	\$404.00
		Passive ⁽³⁾	39			Polished Nickel (4B)	\$404.00
		Full Dummy	47			Burnished Brass (BB) Unlacq. Brass (3U)	\$404.00
SQMR4	See pages 9 to 10 for lever options	Keyed Entry	55	LH/RH	Dark Oil Rubbed (8)	Satin Nickel (4)	\$404.00
		Patio	53			Flat Black (BK)	\$404.00
		Passive ⁽³⁾	39			Dark Oil Rubbed (8)	\$404.00
		Full Dummy	47			Polished Chrome (9)	\$404.00
SPMR4	See pages 9 to 10 for lever options	Keyed Entry	55	LH/RH		Satin Nickel (4)	\$404.00
		Patio	53			Flat Black (BK)	\$404.00
		Passive ⁽³⁾	39			Dark Oil Rubbed (8)	\$404.00
		Full Dummy	47			Polished Chrome (9)	\$404.00

Screw to screw: 7 1/4". (*) Made to order finishes are not returnable.

(1) JELD-WEN and Weather Shield doors may use either Hoppe or Ashland locks depending on product range and manufacture date.

(2) For true Marvin doors only, not suitable for Elevate (formerly Integrity).

(3) Passive function has operable levers, no key cylinder or thumbturn. Marvin and Weather Shield doors require Passive function on the secondary panel of double doors where active multipoint hardware is present.

MULTIPOINT HANDLESETS - CONFIGURATION 5

PROFILE CYLINDER BELOW LEVER (92MM CTC)



UBEU4 Escutcheon

10" x 1 3/4"

Shown with Centaur 3490 lever in Dark Oil Rubbed (8)



SQEU4 Escutcheon

10" x 1 3/4"

Shown with Churchill 5000 lever in Dark Oil Rubbed (8)

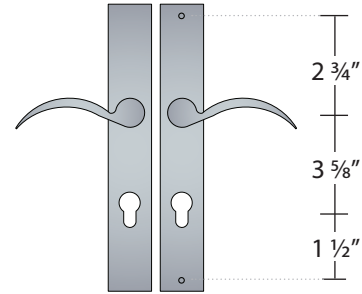
Configuration 5

Suitable for JELD-WEN⁽¹⁾, Kolbe, KFV, Lincoln, Loewen, Norco, Peachtree, Semco, Weather Shield⁽¹⁾, Sierra Pacific⁽²⁾, Windsor and Vetter doors, and others utilizing Hoppe locks with 92mm CTC.

Doors require Patio (58) function on secondary panel of double doors where active multipoint hardware is present.

Door manufacturers listed for reference and subject to change.

Offset cylinder available for certain 2 1/4" doors. Contact us for details.



Escutcheon	Lever	Function	Code	Handing	Stocked Finish	Made to order Finishes*	Price
UBEU4	See pages 9 to 10 for lever options	Keyed Entry	57	LH/RH	Satin Nickel (4) Flat Black (BK) Dark Oil Rubbed (8) Polished Chrome (9) <i>Contact us to discuss options and pricing before ordering split finish keyed entry sets, or for 2 1/4" doors as special profile cylinders may be required.</i>	Satin Brass (3S)	\$404.00
		Patio	58			Polished Brass (3) Polished Nickel (4B) Burnished Brass (BB) Unlacq. Brass (3U)	\$404.00
		Full Dummy	42				\$404.00
SQEU4	See pages 9 to 10 for lever options	Keyed Entry	57	LH/RH	Satin Nickel (4) Flat Black (BK) Dark Oil Rubbed (8) Polished Chrome (9) Polished Nickel (4B) Satin Brass (3S) Polished Brass (3) Burnished Brass (BB) Unlacquered Brass (3U)		\$404.00
		Patio	58				\$404.00
		Full Dummy	42				\$404.00

Unless otherwise specified, we assume the lock is centered within door. Offset cylinders are available for certain 2 1/4" applications, contact us for details and pricing.

Screw to screw: 7 7/8"

Ensure necessary opening/closing clearance when using any Fountain design lever. Distance from center of stem to end of lever overhang is 3/4".

(*) Made to order finishes are not returnable.

(1) JELD-WEN and Weather Shield doors may use either Hoppe or Ashland locks depending on product range and manufacture date.

(2) Sierra Pacific Wisconsin Product (formerly Hurd) uses G-U locks, see Configuration 2.

MULTIPOINT HANDLESETS - CONFIGURATION 6

AMERICAN CYLINDER BELOW LEVER (92MM CTC)



UBUS4 Escutcheon

10" x 1 3/4"

Shown with Apollo 4500 lever
in Polished Chrome (9)



SQUS4 Escutcheon

10" x 1 3/4"

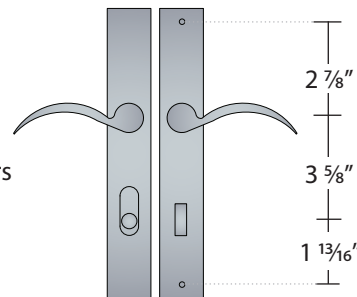
Shown with Colonial 4900 lever
in Satin Brass (3S)

Configuration 6

Suitable for Pella and Milgard doors, and others utilizing American tailpiece with 92mm CTC.

Doors require Patio (53) function on secondary panel of double doors where active multipoint hardware is present.

Door manufacturers listed for reference and subject to change.



Escutcheon	Lever	Function	Code	Handing	Stocked Finish	Made to order Finishes*	Price
UBUS4	See pages 9 to 10 for lever options	Keyed Entry	55	LH/RH	Satin Nickel (4) Flat Black (BK) Dark Oil Rubbed (8) Polished Chrome (9)	Satin Brass (3S)	\$404.00
		Patio	53			Polished Brass (3) Polished Nickel (4B) Burnished Brass (BB) Unlacq. Brass (3U)	\$404.00
		Full Dummy	42				\$404.00
SQUS4	See pages 9 to 10 for lever options	Keyed Entry	55	LH/RH		Satin Nickel (4) Flat Black (BK) Dark Oil Rubbed (8) Polished Chrome (9) Polished Nickel (4B) Satin Brass (3S)	\$404.00
		Patio	53			Polished Brass (3) Burnished Brass (BB) Unlacquered Brass (3U)	\$404.00
		Full Dummy	42				\$404.00

Screw to screw: 8 3/16"

(*) Made to order finishes are not returnable.

Ensure necessary opening/closing clearance when using any Fountain design lever. Distance from center of stem to end of lever overhang is 3/4".

DOOR STOPS

Door Stops	Stocked Finish	Made to order Finishes*	Price
<p>C131 Baseboard Door Stop 3" Length Shown in Burnished Brass (BB)</p> 	Satin Nickel (4) Flat Black (BK) Dark Oil Rubbed (8) Polished Chrome (9) Polished Nickel (4B) Satin Brass (3S)	Polished Brass (3) Burnished Brass (BB) Unlacq. Brass (3U)	\$19.00
<p>V1081 Wall Mounted Door Stop 3" Length Shown in Satin Brass (3S)</p> 	Satin Nickel (4) Flat Black (BK) Dark Oil Rubbed (8) Polished Chrome (9) Polished Nickel (4B) Satin Brass (3S)	Polished Brass (3) Burnished Brass (BB) Unlacq. Brass (3U)	\$25.00
<p>V1084 Square Wall Mounted Door Stop 3" Length Shown in Polished Chrome (9)</p> 	Satin Nickel (4) Flat Black (BK) Dark Oil Rubbed (8) Polished Chrome (9) Polished Nickel (4B) Satin Brass (3S)	Polished Brass (3) Burnished Brass (BB) Unlacq. Brass (3U)	\$25.00
<p>C134 Goose Neck Door Stop Footprint: 2 1/4" x 1 3/8" Height: 2" to center of rubber, 2 1/2" total Shown in Dark Oil Rubbed (8)</p> 	Satin Nickel (4) Flat Black (BK) Dark Oil Rubbed (8) Polished Chrome (9) Polished Nickel (4B) Satin Brass (3S)	Polished Brass (3) Burnished Brass (BB) Unlacq. Brass (3U)	\$39.00
<p>V1088 Round Floor Mounted Door Stop Base Dia.: 1 1/2" Height: 1 1/8" Shown in Satin Brass (3S)</p> 	Satin Nickel (4) Flat Black (BK) Dark Oil Rubbed (8) Polished Chrome (9) Polished Nickel (4B) Satin Brass (3S)	Polished Brass (3) Burnished Brass (BB) Unlacq. Brass (3U)	\$30.50
<p>V1089 Floor Mounted Door Stop Footprint: 1 1/8" x 1 1/8" Height: 1 3/8" Shown in Satin Nickel (4)</p> 	Satin Nickel (4) Flat Black (BK) Dark Oil Rubbed (8) Polished Chrome (9) Polished Nickel (4B) Satin Brass (3S)	Polished Brass (3) Burnished Brass (BB) Unlacq. Brass (3U)	\$32.50

(*) Made to order finishes are not returnable.



SOLID BRASS HINGES



Solid Brass Hinge

Ashley Norton offers hinges to complement our Solid Brass door hardware. Our plain bearing, full mortise hinges are manufactured from solid brass extrusions to current ANSI template specifications.

- Manufactured from solid brass extrusions to ensure strength and precision tolerance.
- Full mortise, plain bearing hinges featuring removable grade 304 stainless steel pin to resist corrosion
- Template screw hole location for use with wood doors and frames
- Supplied as standard with button finials, ball finial available
- Finials threaded into barrel of hinge to prevent pin from rising
- Hinges beveled on inside leaf to obtain tight fit when viewing in closed position



HIN-F-BAL

Item No.	Description	Wt. /box	Thickness	Screws Included
HIN3535	3 ½ x 3 ½" Plain Bearing Hinge	1.4 lb	0.123"	6x #10 x 1" screws per hinge
HIN4040	4 x 4" Plain Bearing Hinge	1.8 lb	0.130"	8x #12 x 1 ¼" screws per hinge
HIN4545	4 ½ x 4 ½" Plain Bearing Hinge	2.1 lb	0.134"	8x #12 x 1 ¼" screws per hinge

Item No.	Description	Quantity	Stocked Finish	Made to order Finishes*	Price
HIN3535	3 ½ x 3 ½" Plain Bearing Hinge	Each	Satin Nickel (4) Flat Black (BK)	Polished Brass (3) Burnished Brass (BB)	\$54.40
HIN4040	4 x 4" Plain Bearing Hinge	Each	Dark Oil Rubbed (8) Polished Chrome (9)	Unlacq. Brass (3U)	\$57.10
HIN4545	4 ½ x 4 ½" Plain Bearing Hinge	Each	Polished Nickel (4B) Satin Brass (3S)		\$61.30
HIN-F-BAL	Ball Finial	Pair		Satin Nickel (4) Flat Black (BK) Dark Oil Rubbed (8) Polished Chrome (9) Polished Nickel (4B) Satin Brass (3S) Polished Brass (3) Burnished Brass (BB) Unlacquered Brass (3U)	\$18.40

NRP option available, \$14.00 list upcharge per hinge.

(*) Made to order finishes are not returnable.

COMING SOON – RADIUS CORNER HINGES

GENERAL INFORMATION

- Expected available June/July 2025
- Manufactured from solid brass extrusions, to allow for higher strength and tolerance
- Supplied with button finials

TECHNICAL FEATURES

- 3 ½" x 3 ½" and 4" x 4" residential duty hinges with ⅜" thickness
- Available with ¼" and ⅝" radius corners
- Supplied with #10 x 1" screws
- 4" x 4" hinges feature zig-zag screw pattern
- Removable pin made from grade 304 stainless steel to resist corrosion

Item	Size	Corner		Price
HNR.3514	3 ½" x 3 ½"	¼" radius	Each	\$34.00
HNR.3558	3 ½" x 3 ½"	⅝" radius	Each	\$34.00
HNR.4014	4" x 4"	¼" radius	Each	\$38.00
HNR.4058	4" x 4"	⅝" radius	Each	\$38.00

NRP option not offered with radius corner hinges

HNR.3514 - 3 ½" x 3 ½" with ¼" radius



HNR.3558 - 3 ½" x 3 ½" with ⅝" radius



HNR.4014 - 4" x 4" with ¼" radius



HNR.4058 - 4" x 4" with ⅝" radius



POCKET DOOR HARDWARE



Sliding/Pocket Door Hardware

Shown in Satin Nickel (4) finish

Plate Dimensions: 7 3/4" x 2 1/4"

Plate Depth: 7/16"

Minimum door thickness 1 3/4"

Maximum door thickness 2 1/4"

Escutcheon	Function	Stocked Finish	Made to order Finishes*	Price
	C1840.25 <ul style="list-style-type: none"> • PRIVACY FUNCTION • INCLUDES MORTISE LOCK / PULL • MINIMUM DOOR THICKNESS 1 3/4" 	Satin Nickel (4) Flat Black (BK) Dark Oil Rubbed (8) Polished Chrome (9) Polished Nickel (4B) Satin Brass (3S)	Polished Brass (3) Burnished Brass (BB) Unlacq. Brass (3U)	\$599
	C1840.25 DBL <ul style="list-style-type: none"> • PRIVACY FUNCTION FOR DOUBLE DOORS • INCLUDES MORTISE LOCK / PULL AND MORTISE STRIKE / PULL • MINIMUM DOOR THICKNESS 1 3/4" 	Satin Nickel (4) Flat Black (BK) Dark Oil Rubbed (8) Polished Chrome (9) Polished Nickel (4B) Satin Brass (3S)	Polished Brass (3) Burnished Brass (BB) Unlacq. Brass (3U)	\$1,190
	C1840.44 <ul style="list-style-type: none"> • PATIO FUNCTION • INCLUDES MORTISE LOCK / PULL • MINIMUM DOOR THICKNESS 1 3/4" 	Satin Nickel (4) Flat Black (BK) Dark Oil Rubbed (8) Polished Chrome (9) Polished Nickel (4B) Satin Brass (3S)	Polished Brass (3) Burnished Brass (BB) Unlacq. Brass (3U)	\$599
	C1840.44 DBL <ul style="list-style-type: none"> • PATIO FUNCTION FOR DOUBLE DOORS • INCLUDES MORTISE LOCK / PULL AND MORTISE STRIKE / PULL • MINIMUM DOOR THICKNESS 1 3/4" 	Satin Nickel (4) Flat Black (BK) Dark Oil Rubbed (8) Polished Chrome (9) Polished Nickel (4B) Satin Brass (3S)	Polished Brass (3) Burnished Brass (BB) Unlacq. Brass (3U)	\$1,190
	C1840.34 <ul style="list-style-type: none"> • PASSAGE FUNCTION • INCLUDES MORTISE PULL • MINIMUM DOOR THICKNESS 1 3/4" 	Satin Nickel (4) Flat Black (BK) Dark Oil Rubbed (8) Polished Chrome (9) Polished Nickel (4B) Satin Brass (3S)	Polished Brass (3) Burnished Brass (BB) Unlacq. Brass (3U)	\$489
	C1840.40 <ul style="list-style-type: none"> • FLUSH PULL • SINGLE PULL SUPPLIED • NO LOCK 	Satin Nickel (4) Flat Black (BK) Dark Oil Rubbed (8) Polished Chrome (9) Polished Nickel (4B) Satin Brass (3S)	Polished Brass (3) Burnished Brass (BB) Unlacq. Brass (3U)	\$95

(* Made to order finishes are not returnable.

POCKET DOOR HARDWARE



Sliding/Pocket Door Hardware

Shown in Satin Brass (3S)

Plate Dimensions: 2 1/4" x 2 1/4"


Lip thickness: 2mm (5/64")

Plate Depth: 9/32"

Minimum door thickness 1 3/8"

Maximum door thickness 2 1/4"


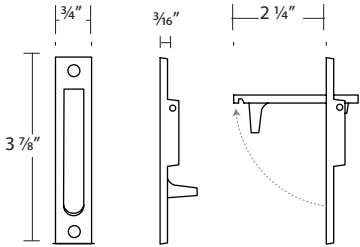

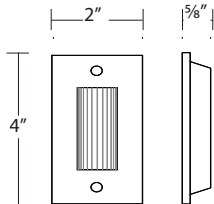

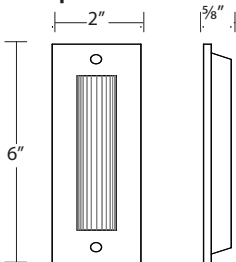

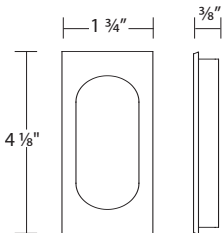

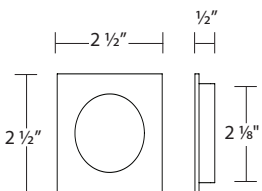
Must be surface mounted on 1 3/8" doors



Escutcheon	Function	Stocked Finish	Made to order Finishes*	Price
	<p>C1870.25</p> <ul style="list-style-type: none"> • PRIVACY FUNCTION • INCLUDES MORTISE LOCK / PULL • MINIMUM DOOR THICKNESS 1 3/8" 	Satin Nickel (4) Flat Black (BK) Dark Oil Rubbed (8) Polished Chrome (9) Polished Nickel (4B) Satin Brass (3S)	Polished Brass (3) Burnished Brass (BB) Unlacq. Brass (3U)	\$496
	<p>C1870.25 DBL</p> <ul style="list-style-type: none"> • PRIVACY FUNCTION FOR DOUBLE DOORS • INCLUDES MORTISE LOCK / PULL AND MORTISE STRIKE / PULL • MINIMUM DOOR THICKNESS 1 3/8" 	Satin Nickel (4) Flat Black (BK) Dark Oil Rubbed (8) Polished Chrome (9) Polished Nickel (4B) Satin Brass (3S)	Polished Brass (3) Burnished Brass (BB) Unlacq. Brass (3U)	\$1,064
	<p>C1870.44</p> <ul style="list-style-type: none"> • PATIO FUNCTION • INCLUDES MORTISE LOCK / PULL • MINIMUM DOOR THICKNESS 1 3/8" 	Satin Nickel (4) Flat Black (BK) Dark Oil Rubbed (8) Polished Chrome (9) Polished Nickel (4B) Satin Brass (3S)	Polished Brass (3) Burnished Brass (BB) Unlacq. Brass (3U)	\$496
	<p>C1870.44 DBL</p> <ul style="list-style-type: none"> • PATIO FUNCTION FOR DOUBLE DOORS • INCLUDES MORTISE LOCK / PULL AND MORTISE STRIKE / PULL • MINIMUM DOOR THICKNESS 1 3/8" 	Satin Nickel (4) Flat Black (BK) Dark Oil Rubbed (8) Polished Chrome (9) Polished Nickel (4B) Satin Brass (3S)	Polished Brass (3) Burnished Brass (BB) Unlacq. Brass (3U)	\$1,064
	<p>C1870.34</p> <ul style="list-style-type: none"> • PASSAGE FUNCTION • INCLUDES MORTISE PULL • MINIMUM DOOR THICKNESS 1 3/8" 	Satin Nickel (4) Flat Black (BK) Dark Oil Rubbed (8) Polished Chrome (9) Polished Nickel (4B) Satin Brass (3S)	Polished Brass (3) Burnished Brass (BB) Unlacq. Brass (3U)	\$390
	<p>C1870.40</p> <ul style="list-style-type: none"> • FLUSH PULL • SINGLE PULL SUPPLIED • NO LOCK 	Satin Nickel (4) Flat Black (BK) Dark Oil Rubbed (8) Polished Chrome (9) Polished Nickel (4B) Satin Brass (3S)	Polished Brass (3) Burnished Brass (BB) Unlacq. Brass (3U)	\$34


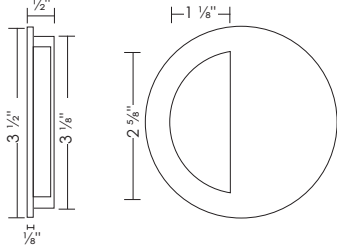

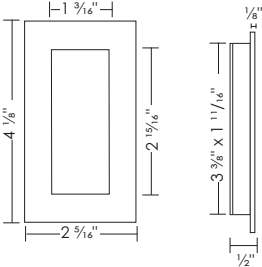

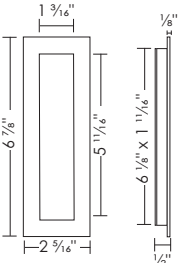

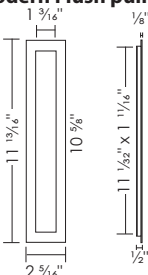
(*) Made to order finishes are not returnable.

EDGE PULLS AND FLUSH PULLS

Edge/Flush Pull	Code/ Dimensions	Stocked Finish	Made to order Finishes*	Price
	C1165 Edge pull 	Satin Nickel (4) Flat Black (BK) Dark Oil Rubbed (8) Polished Chrome (9) Polished Nickel (4B) Satin Brass (3S)	Polished Brass (3) Burnished Brass (BB) Unlacq. Brass (3U)	\$25.00
	C1820 4" Flush pull 	Satin Nickel (4) Flat Black (BK) Dark Oil Rubbed (8) Polished Chrome (9) Polished Nickel (4B) Satin Brass (3S)	Polished Brass (3) Burnished Brass (BB) Unlacq. Brass (3U)	\$33.60
	C1820 6" Flush pull 	Satin Nickel (4) Flat Black (BK) Dark Oil Rubbed (8) Polished Chrome (9) Polished Nickel (4B) Satin Brass (3S)	Polished Brass (3) Burnished Brass (BB) Unlacq. Brass (3U)	\$50.40
	C1850 4" Flush pull 	Satin Nickel (4) Flat Black (BK) Dark Oil Rubbed (8) Polished Chrome (9) Polished Nickel (4B) Satin Brass (3S)	Polished Brass (3) Burnished Brass (BB) Unlacq. Brass (3U)	\$28.40
	C1860 Square Flush Pull 	Satin Nickel (4) Flat Black (BK) Dark Oil Rubbed (8) Polished Chrome (9) Polished Nickel (4B) Satin Brass (3S)	Polished Brass (3) Burnished Brass (BB) Unlacq. Brass (3U)	\$28.40

(*) Made to order finishes are not returnable.

EDGE PULLS AND FLUSH PULLS

Edge/Flush Pull	Code/ Dimensions	Stocked Finish	Made to order Finishes*	Price
	C1845 Round Half Moon Flush pull 	Satin Nickel (4) Flat Black (BK) Dark Oil Rubbed (8) Polished Chrome (9) Polished Nickel (4B) Satin Brass (3S)	Polished Brass (3) Burnished Brass (BB) Unlacq. Brass (3U)	\$50.00
	C1855 4" Modern Flush pull 	Satin Nickel (4) Flat Black (BK) Dark Oil Rubbed (8) Polished Chrome (9) Polished Nickel (4B) Satin Brass (3S)	Polished Brass (3) Burnished Brass (BB) Unlacq. Brass (3U)	\$40.00
	C1855 7" Modern Flush pull 	Satin Nickel (4) Flat Black (BK) Dark Oil Rubbed (8) Polished Chrome (9) Polished Nickel (4B) Satin Brass (3S)	Polished Brass (3) Burnished Brass (BB) Unlacq. Brass (3U)	\$60.00
	C1855 12" Modern Flush pull 	Satin Nickel (4) Flat Black (BK) Dark Oil Rubbed (8) Polished Chrome (9) Polished Nickel (4B) Satin Brass (3S)	Polished Brass (3) Burnished Brass (BB) Unlacq. Brass (3U)	\$90.00

(*) Made to order finishes are not returnable.



RETURNS POLICY

Returned goods will not be accepted without prior written authorization. Minimum net amount for return of hardware is \$25.00 except in case of Ashley Norton error.

All requests for RGAs must be made in writing within 60 days of original invoice date. RGA numbers are valid for 30 days from date of issuance and will not be re-issued. A minimum 30% restock charge plus freight will apply to current SATIN NICKEL (4), FLAT BLACK (BK), DARK OIL RUBBED (8), POLISHED CHROME (9), POLISHED NICKEL (4B) or SATIN BRASS (3S) items returned in original condition and packaging and having a factory issued RGA number. **Items sold in other finishes, including split finishes are not returnable.** If a factory defect is claimed, an RGA will be issued for inspection purposes only. Any credit due will be determined upon inspection; approved returns will be credited. All returns must be shipped freight pre-paid. COD returns will be refused.

ITEMS IN POLISHED BRASS (3), BURNISHED BRASS (BB), UNLACQUERED BRASS (3U) OR SPLIT FINISHES ARE NON-RETURNABLE. CUSTOM ITEMS AND SETS PRODUCED IN SPLIT FINISHES ARE NOT RETURNABLE. Special order or discontinued items will not be accepted for return except in case of manufacturing error.

Terms

Net 30 (subject to credit check and account approval). A monthly finance charge, computed at a periodic rate of 18% will be added to all past due accounts. The amount of credit we extend to a customer is subject to change or limitation at any time, either before or after delivery of any part thereof, of an order. Payment in advance may be required prior to delivery. If a customer's account is in arrears, we shall have the right, in addition to all other legal remedies and without prejudice to any other of our rights, to defer further shipments until payment is received. We reserve the right to ship on a C.O.D. basis when considered necessary. All goods supplied remain the property of Ashley Norton Inc. until paid in full; provided, however, that risk of loss for such items shall be borne entirely by the Buyer upon delivery of such goods by Ashley Norton Inc. (F.O.B. Pompton Plains, NJ) as detailed below. All accounts that are deemed consistently problematic in the sole discretion of Ashley Norton Inc. including but not limited to untimely payments, excessive ordering errors or excessive returns are subject to closure at Ashley Norton Inc.'s discretion.

Prices

All prices are subject to change without prior notice. All orders accepted will be priced according to the prevailing price at time of shipment. Orders delayed due to "on hold" account status will be charged at the price effective on date of shipment. All prices are exclusive of all local, state and federal taxes. Wherever applicable, such taxes will be added to the invoice as a separate charge to be paid by the Buyer.

Claims

Any claims for shortages must be made in writing within 14 days from date of invoice. Any claims for defective merchandise or billing errors must be made in writing within 30 days from date of invoice. No claim will be allowed for work or modifications done by others, for incidental or consequential damages, or for other expenditures. The liability of Ashley Norton Inc., is limited to its obligation to repair or replace defective goods as set forth in our warranty.

Minimum Order

Ashley Norton Inc. has established no minimum order and reserves the right to refuse any order in whole or in part.

Specifications

Sizes and designs may be changed without notification. Ashley Norton Inc reserves the right to discontinue products without prior notice.

Order Cancellations & Changes

Ashley Norton Inc will attempt to comply with faxed or emailed order changes or cancellations, however, we cannot guarantee that they can be accomplished before shipment. Handling charges will apply if goods had been manufactured prior to processing a change or cancellation request. Orders for nonstock or special items cannot be cancelled or changed without consent from Ashley Norton Inc. Where items have not been manufactured, we will endeavor to action a cancellation or change request. However, where items have been manufactured any cancellation or change is subject to approval by Ashley Norton Inc. and will result in a handling charge of up to the full order value.

Disputes

All disputes relating in any way to these Terms and Conditions of Sale shall be resolved in an appropriate court located in the State of New Jersey, and such disputes shall be governed entirely by New Jersey law.

Ashley Norton

210 West Parkway Suite 1
Pompton Plains, NJ 07444
United States

Tel: (973) 835 4027
Toll Free: (800) 393 1097
Fax: (800) 393 1098

ashleynorton.com
info@ashleynorton.com

Printed in United States